



Government of  
Gilgit-Baltistan

# GILGIT-BALTISTAN CHILD LABOUR SURVEY 2018-2019



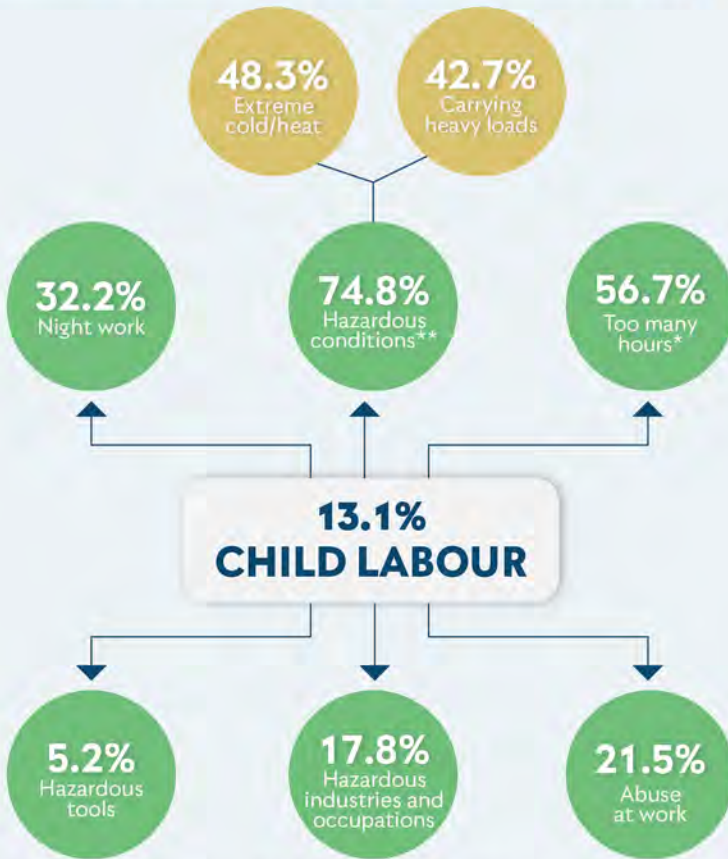
Designed by Human Design Studios



## OVERALL PREVALENCE



## DEFINING CRITERIA FOR CHILD LABOUR

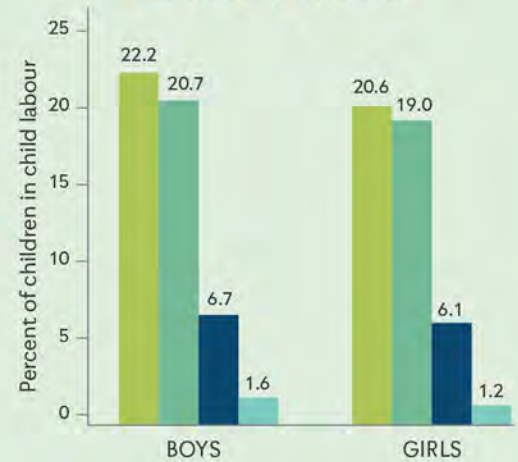


\*More than 0 hours for children 5-13, and more than 48 hours for children 14-17  
 \*\*Percentage is the highest in the construction industry

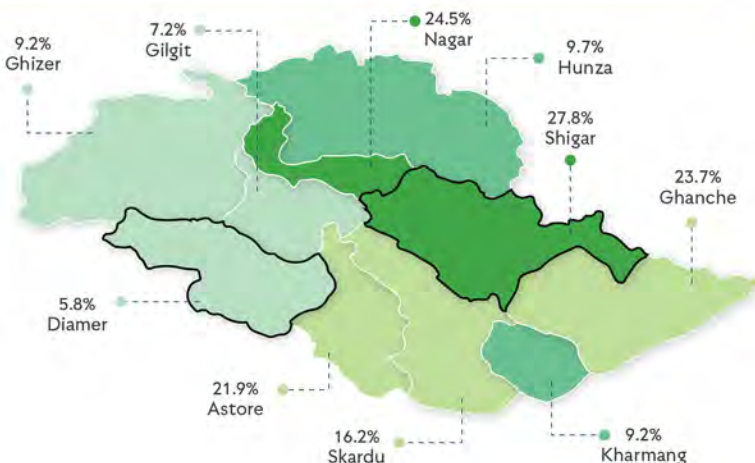
## CHILDREN IN CHILD LABOUR



## ABUSE AT WORK



## CHILD LABOUR PREVALENCE BY DISTRICT



## CHILDREN IN CHILD LABOUR ARE MORE LIKELY TO:

- Be orphans.
- Work to support household needs.
- Live in a household which faced a shock.

# CHARACTERISTICS AND CIRCUMSTANCES

Households with at least **one child** in child labour

Total: **1 in 4**  
Rural: **1 in 3**  
Urban: **1 in 10**



## Work Situation

Unpaid Family Worker




Self-employed (Agriculture)



## Industries



Agriculture



Forestry

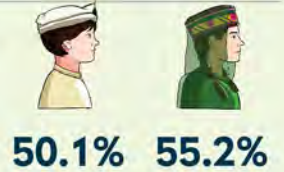


Water Collection



## Occupations

Elementary Occupations\*



Skilled agricultural, forestry and fishery workers



Elementary occupations involve the performance of simple and routine tasks which may require the use of hand-held tools and considerable physical effort

Children in child labour work a median of **8 hours per week**

**3.5 Hours**



**5-9 Years**

**7 Hours**



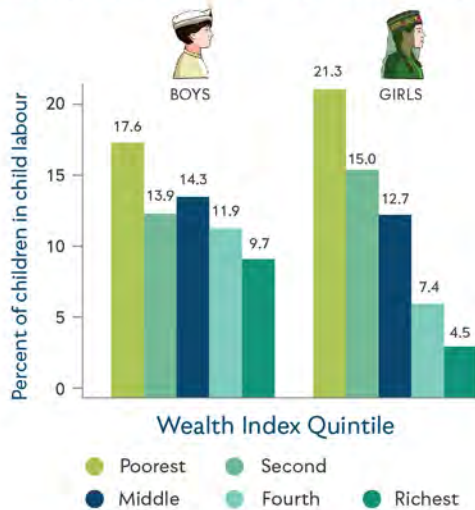
**10-13 Years**

**11.5 Hours**

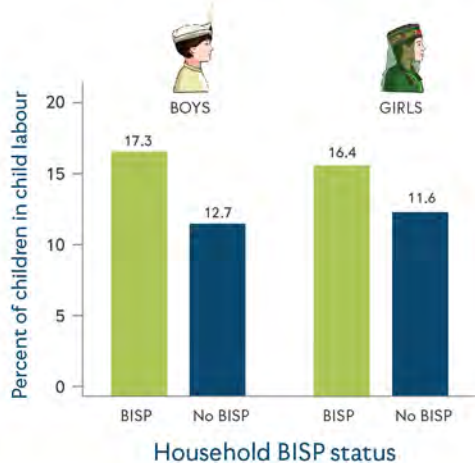
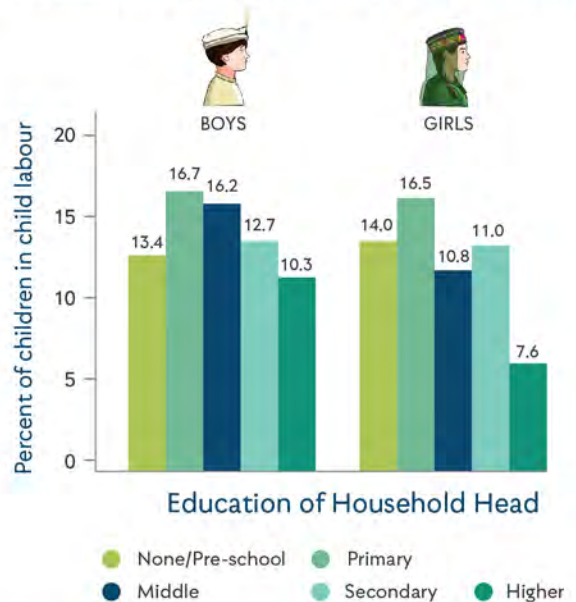


**14-17 Years**

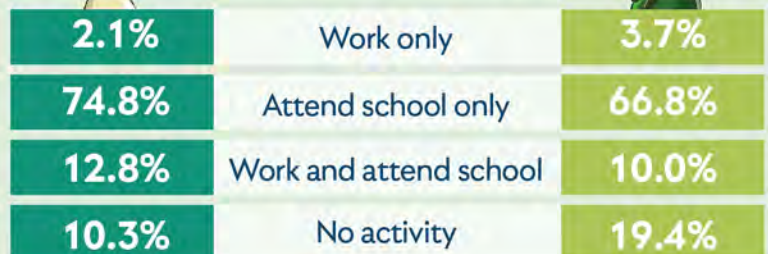
Children in **poorer** households are **more likely** to be in **child labour**



Children with **less educated** heads of household are **more likely** to be in **child labour**



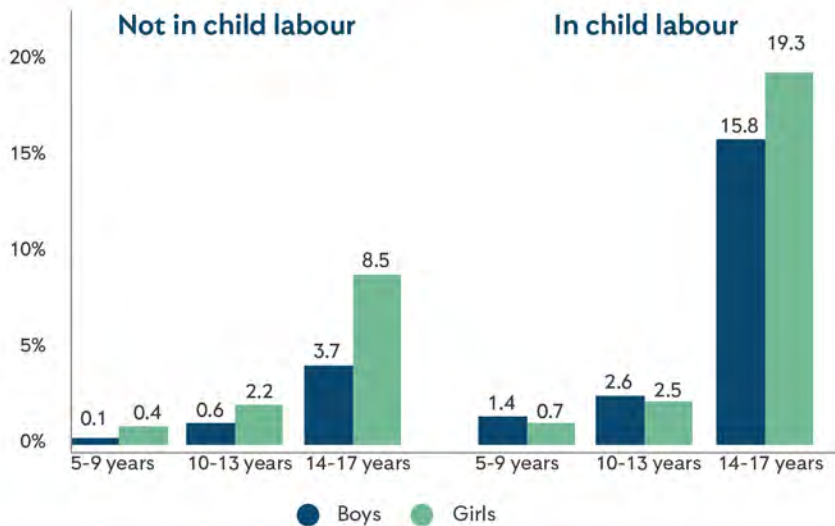
## Activities of children 5-17



# CONSEQUENCES

## EDUCATION

Children in **child labour** are **more likely** to have **dropped out of school**



Around **12%\*** of children in **child labour** reported **poor grades** in school as **negative consequences of work**

\*Among children 10-17 years



## PHYSICAL AND MENTAL HEALTH

Children working in **hazardous conditions** are almost **TWICE** as likely to report a **mental health problem**



Children in **child labour** are injured **twice as often**



**55.8%**  
working boys in child labour

**19.5%**  
working boys not working in child labour

Around **1 in 5** of children in child labour report **extreme fatigue** as a negative consequence in their work



**51.7%**  
working girls in child labour

**33.4%**  
working girls not working in child labour